

Product Updates

Purchase-to-Pay Release 25.5.3

Version:

Published version 1.0

20/03/2026

Table of Contents

1	Introduction	3
1.1	How to Use this Document	3
2	How & When Features Become Available	3
3	Browser Support	3
4	Release Highlights	3
5	Technical Action Required – On Prem customers	4
6	Enhancements	4
7	Defects	6

1 Introduction

1.1 How to Use this Document

The product update offer brief, high-level descriptions of enhancements and new P2P features. They also include setup information, implementation tips to help you get started, and best practices to ensure your continued success.

2 How & When Features Become Available

Some features may affect all users immediately after the release goes live whilst other features require direct action by an administrator before users can benefit from the new functionality. Each feature listed within the release notes section will indicate the 'Availability' as either:

- Immediate
- Subject to Configuration

3 Browser Support

As a reminder, the latest version of the following browsers is supported:

- Google Chrome
- Mozilla Firefox
- Microsoft Edge

4 Release Highlights

This product update includes the following features:

- S2C Integration using Token Authentication is now available
- S2C PO Flip Invoice attachments can now be downloaded from P2P on imported Invoices.

5 Technical Action Required – On Prem customers

As mentioned in a previous release, **due to changes to the internal signing of the executable, the new version of the Proactis Updater program must be manually installed to access the latest Proactis P2P updates when upgrading from versions prior to 25.1.** For hosted customers, this will be taken care of automatically.'

6 Enhancements

6.1 S2C Integration – Token Authentication

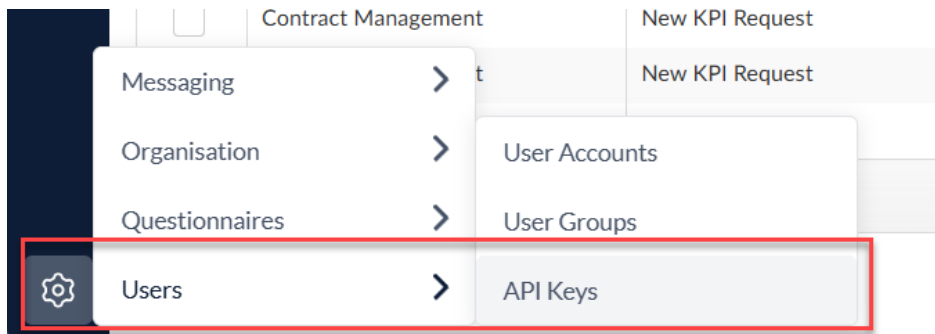
Availability: Subject to Configuration

P2P can now authenticate with S2C via Token Authentication.

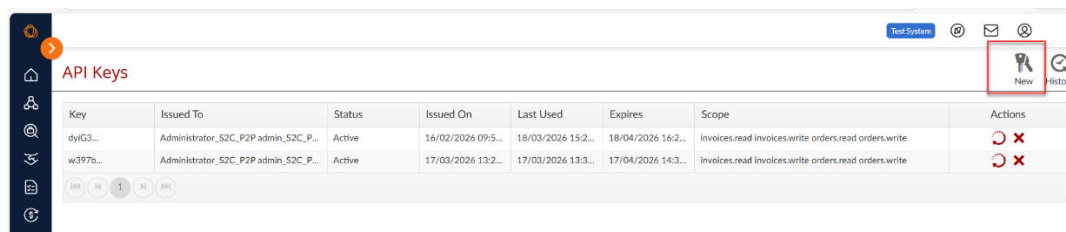
This needs to be set up on both the S2C-Buyer Portal and P2P.

6.1.1 Setup Information

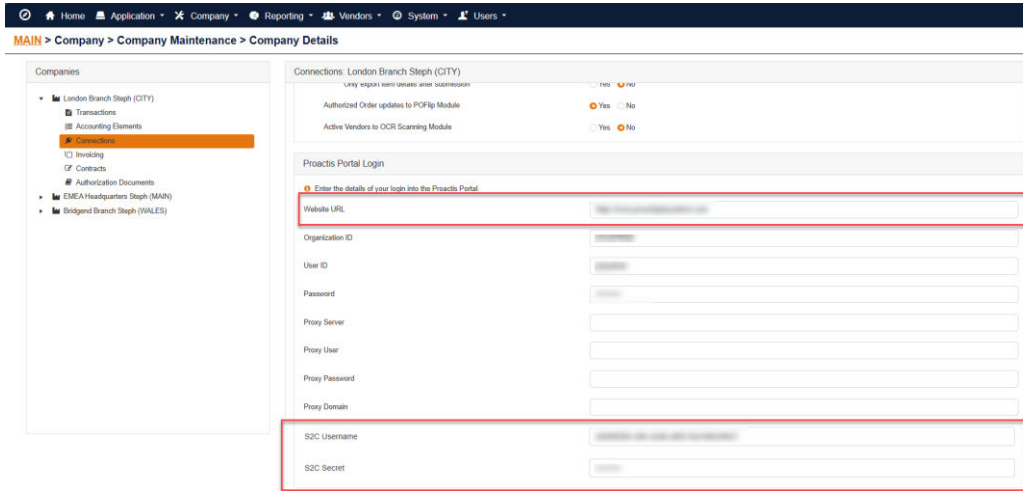
In the S2C-Buyer Portal, find the Settings Icon, then Users, then API Keys



Click New to create a new API Key



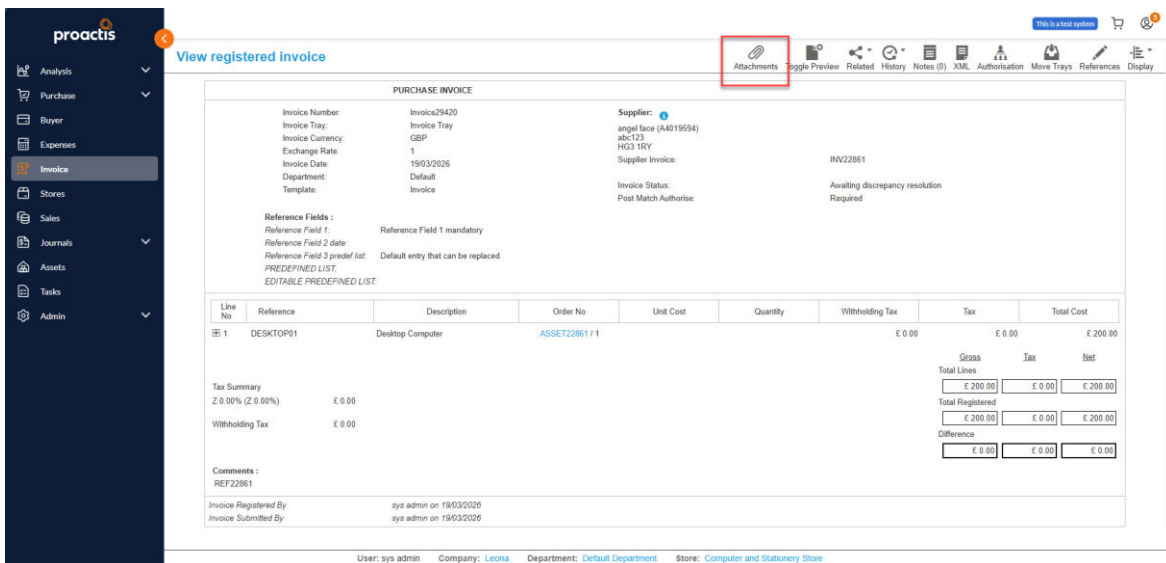
These new credentials must then be entered in the WebPMC, in Company - Company Details, under Connections – Proactis Portal Login, in the S2C Username and S2C Secret fields.



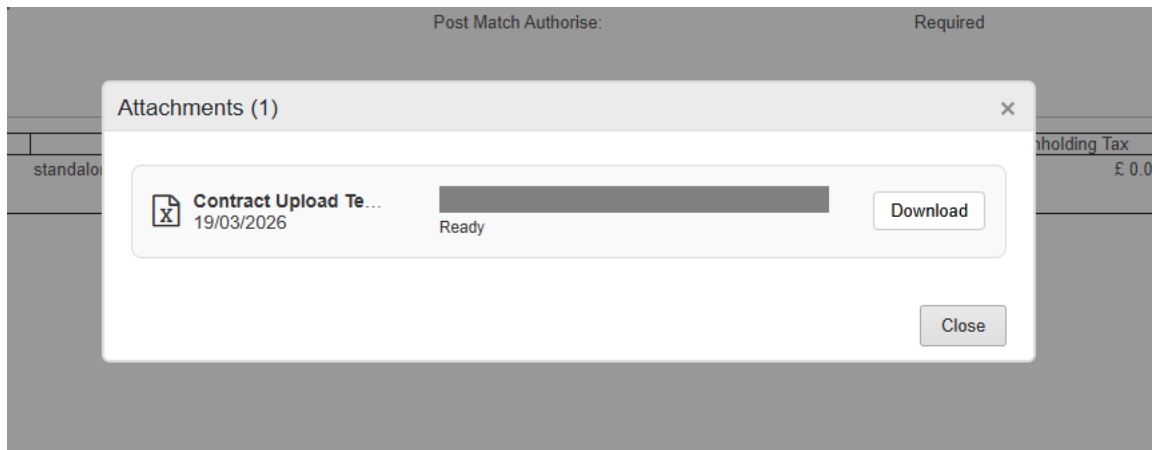
6.2 S2C Integration – PO Flip Invoice Attachments Download

Availability: Subject to Configuration

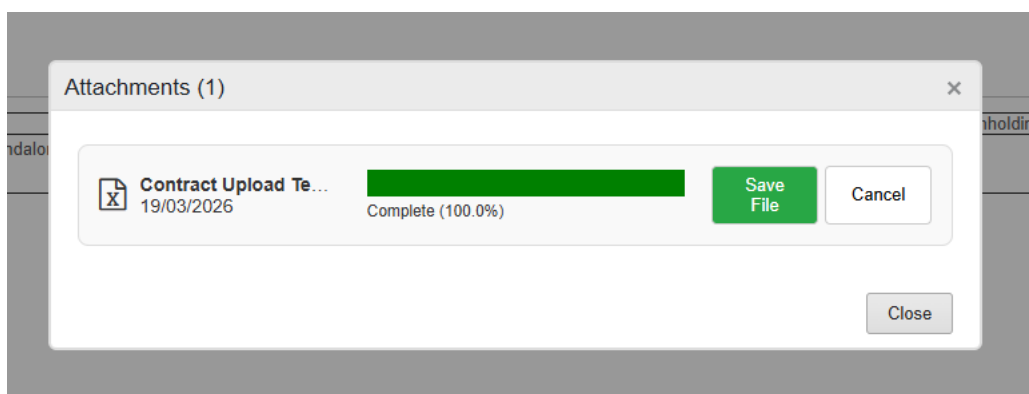
P2P now allows downloading of PO Flip Invoice Attachments provided by S2C. This can be accessed by clicking the new Attachments button on the top menu when viewing a PO Flip Invoice imported from S2C.



Attachments are managed in the download manager window. Downloads can be started, paused and safely resumed.



After downloading, make sure to click [Save File] to save the file locally.



7 Defects

The following defects have been resolved within this update:

Area	Reference	Description
Invoicing	PRB-000000268	When registering an invoice that matched multiple purchase orders, tax codes on orders containing multiple nominal lines (with Exempt tax codes) were being incorrectly overwritten on Save or Refresh. This has been resolved so that tax codes remain unchanged throughout the invoice entry process.
Tasks	287608	Fixed missing French translations on the Section headers in the Tasks home page.
S2C Integration	287627	Addressed an issue preventing some Invoices submitted via P2P from being correctly transmitted to the S2C Supplier Network.
WebPMC	00393877	Addressed an issue causing some WebPMC logins to fail.